



TouchControl[®]

Touch Screen. Remote Control Terminal. Active Maps.



TouchControl

Touch Screen Technology Where and How You Need It.

Advanced makes fire systems that do not compromise on performance or ease-of-use. TouchControl is our touch screen solution and sets the standard in the fire industry.

It delivers a number of market-leading features:

TouchControl is Bigger

With a 10 inch screen TouchControl is one of the market's largest touch screens.

TouchControl is Stand-alone

TouchControl is not stuck in a fire panel, adding cost, complication and compromising on performance. It's a network node in its own right.

TouchControl is an RCT

TouchControl is a fully functional Remote Control Terminal, offering full fire panel and network control and reporting. Right down to device level.

TouchControl is Active Maps

TouchControl's active maps display live zone status information. They are created with our simple Map App.

TouchControl is Better Looking

For the first time a fire control panel enhances the architecture and interior of a building. TouchControl is designed to look as good as it performs.

TouchControl is High Definition

With a high resolution display, TouchControl's maps can be amazingly detailed.

TouchControl is Map Control

TouchControl allows users to navigate a site/panel/network via maps, site plans and zone plans and view zone status at each level.



TouchControl

The No Compromise Fire Touch Screen

Easily Configured

TouchControl is a fully active RCT and network device almost immediately after installation.

Simply wire TouchControl onto the network, (fault tolerant or standard), and use its touch interface to assign a valid network address.

TouchControl can be easily set to display specific zone information, or respond to specific sectors, using Advanced's Dynamix Tools Config software.

Easy Slide-in Installation



Two part enclosure for easy first fix and final installation. The metal chassis is easily installed and field wiring terminated. The touch screen unit slides into the chassis with minimal wiring connections.

Larger Fire Screen as Standard

10" high resolution screen. Designed and tested to work with and without a fireman's glove.



Interactive Maps On Board

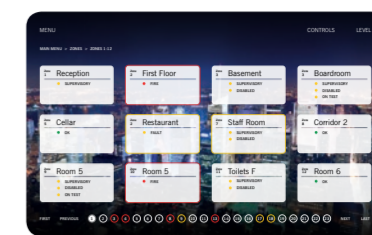
TouchControl has interactive site maps and zone plan capability built-in, allowing indication and navigation via interactive maps as well as text and status indicators.



Maps are easily added via our simple Map App, part of our acclaimed Dynamix Tools software suite.

'At a Glance' System Status

TouchControl's unique interface allows users to immediately identify zones and devices in fire, fault, disablement, test or normal operation by dynamic colour-coded status buttons.



Connections and Wiring

- Monitored, external input for external PSU faults
- Dual power supply inputs, independently monitored to allow redundant power feeds
- Two core connection to network (fault tolerant or standard).

Zone Plan Display

Users can show zone plan/map relevant to the TouchControl's location on the home screen, an essential part of BS5839-1.

Dedicated Status Indicators

TouchControl includes an array of LED indicators, independent of the touch screen interface, that will highlight Fire, Fault, System Fault, Disabled, Test and Power.

Complete Control

TouchControl operates with Advanced's three levels of user control, accessed via passcode. Depending on the level of access users can:

- Evacuate/Mute/Silence/Resound & Reset
- View fires/faults/disablements/alarms/inputs/outputs/supervisory and network via 'instant filters'
- View/enable/disable zones
- View/enable/disable devices
- Enable/disable outputs by type
- Enable Walk Test mode
- Test display/zones/outputs/buzzer and LEDs
- Quickly access all zones in fire/fault/disablement/test via 'instant filters' and where allowed change status
- View 1,000 general and 500 Fire event log
- Set network time and date



Presentation Display

TouchControl has been designed to find its home in highly visible public areas and the user can add a presentation to run when the fire screen is not in use.

This could be a company introduction, visitor board or safety information. As soon as the screen is touched or a fire condition arises TouchControl reverts to fire operations.

Low Profile

TouchControl sits flush with the wall in its own matching 13mm bezel. To access media USB and SD card ports, network connection and controls, the screen slides out of the chassis.

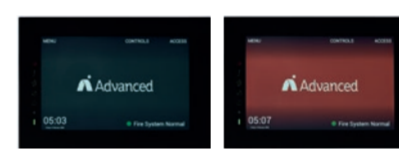


Powerful Navigation

The interface has been designed to be clear and quick to navigate. The status of every zone and device in the network can be quickly retrieved, displayed and manipulated.


Customisable Interface

TouchControl's interface is attractive, clear and simple to operate.



Users can select from a number of background images and styles or add their own via SD card.

Full control of contrast and brightness so screen can be optimised for location.



Easy Graphics with TouchControl and DynamixTools Map App

We've made it easy to add active maps and zone plans to TouchControl. It's a simple 5 step process.

1 Define Site

Use the Dynamix Tools Map App to create a site, with locations, floors, etc as required. This is completely unlimited and easy, whether you are setting up a huge site with many buildings or a simple one storey office.

3 Draw a 'Hotspot' onto the relevant Map/Plan/Image

This can link to another view, say from isometric to plan, or a zoom from site to building or plan to fire zone. The hierarchy of site to building to zone is automatically maintained by the software.

By default the Map App centres the drawing in the touch screen display but a separate 'view' can be associated with it to ensure the correct detail is shown.

2 Import Plan Drawing

Import site plans, zone plans, drawings, even google map views into the tool and to use them to navigate the fire network or display network information.

Common file formats supported are: bmp, emf, gif, jpg, png, tif, wmf.

4 Link the Hotspot to another Map or Drawing in the Tool or Fire Zone

This allows a more detailed view to be shown by pressing the hotspot desired or for the TouchControl to display zones in fire etc.

5 Export the Maps to a microSD Card

Use a microSD card to import active maps into the TouchControl RCT.

Job Done.

TouchControl Parts List

Product Code	Description
TouchControl - Touchscreen RCT	
Touch-10	Touch-screen Terminal (Standard Network)
Touch-10/FT	Touch-screen Terminal (Fault Tolerant Network)
Touch-10-SBB	Touch-screen Terminal Surface Back Box



To book a demo, find out more or contact your sales rep please visit:

touchcontrol.advancedco.com



EMEA HQ

Moorland Way, Cramlington, Northumberland NE23 1WE UK
Tel: +44 (0)1670 707 111 **Fax:** +44 (0)1670 707 222

Dubai Office

Dubai Airport Free Zone, Building W3, Office 211, Dubai UAE
Tel: +971 4 299 0908 **Fax:** +971 4 299 0554

US HQ

100 South Street, Hopkinton, Massachusetts 01748
Tel: (508) 435-9995 **Fax:** (508) 435-9990

Email: sales@advancedco.com **Web:** www.advancedco.com