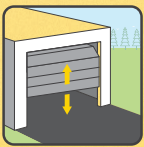




# Yale Smart Opener for Garage Doors & Gates

## Yale Smart Opener for Garage Doors



Sectional Door



Tilt Door

The Yale Smart Opener is designed to provide seamless access to gates and garages using the Yale Home App, from anywhere in the world. Compact in size and easy to install on already fitted automation devices, you can open your gates and garage doors as you approach, without needing to know where you left your remote.

## Yale Smart Opener for Gates\*



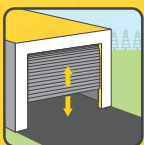
Swing Gates



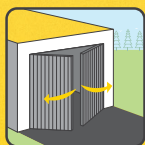
Sliding Gates



Folding Gates



Roller Door



Swing Door



Side Sectional Door



### App control

Control and monitor your gate and garage doors using the Yale Home app



### Seamless access into home

Auto open



### Access right management



Grant or revoke rights from the app

- Easy to install
- Connect from anywhere in the world using your phone: convenient status updates and instant notifications, no matter where you are
- Easy key sharing with family, friends or trusted visitors
- Get notified when garage or gates has been opened without access rights

**Trusted every day**

\* The Yale Smart Opener for Gates will be required for some types of garage doors, as a magnet will be needed.

# Specifications

Requirements	Free Yale Home App for iOS or Android smartphone
Communication frequency between Smart Opener and accessories	Bluetooth – 2.4 GHz
Technology between Yale Smart Opener and smartphone	Connect directly via Bluetooth or Wi-Fi
Two-factor security	Your Yale Home Account is protected with 2-factor authentication, which means that on top of your password, the system will check your identity based on either an email or phone number
Encryption	The Smart Yale Opener uses Bluetooth Low Energy (BLE) technology encryption, well as AES and TLS encryptions, commonly referred to as bank-level security
Product dimensions	<ul style="list-style-type: none"> <li>• Yale Smart Opener: 50mm x 50mm x 32mm (W x L x H)</li> <li>• Yale Door Position Sensor: 70mm x 46mm x 21mm (W x L x H)</li> <li>• Magnet: 40mm x 20mm x 3mm (W x L x H)</li> </ul>
Product weight (Including battery weight from the Door Position Sensor)	<ul style="list-style-type: none"> <li>• Yale Smart Opener - Gates - 0.24 g (including Door Position Sensor and Magnet)</li> <li>• Yale Smart Opener - Garage Doors - 0.17 g (including Door Position Sensor)</li> </ul>
Battery type	Door Position Sensor - Single 3V Lithium CR2477 Battery
Battery life	3 years, depending on daily usage
What's in the box?	<ul style="list-style-type: none"> <li>• Yale Smart Opener - Garage Doors</li> </ul>  <ul style="list-style-type: none"> <li>• Yale Smart Opener - Gates</li> </ul> 
Product code	Yale Smart Opener – Garage Doors: 05/102300/BW Yale Smart Opener – Gates: 05/102310/BW Yale Door Position Sensor: 05/102320/BW Yale Door Position Sensor & Magnet: 05/102330/BW

## Smart together

Works with your favourite voice assistants.




## Connects with:

Connect other products from Yale Access Range to open even more possibilities. Check out website for more info.



Yale Linus® Smart Lock



Yale Smart Keypad

## How it works:

Download our free Yale Home app on iOS and Android.



Yale Home

